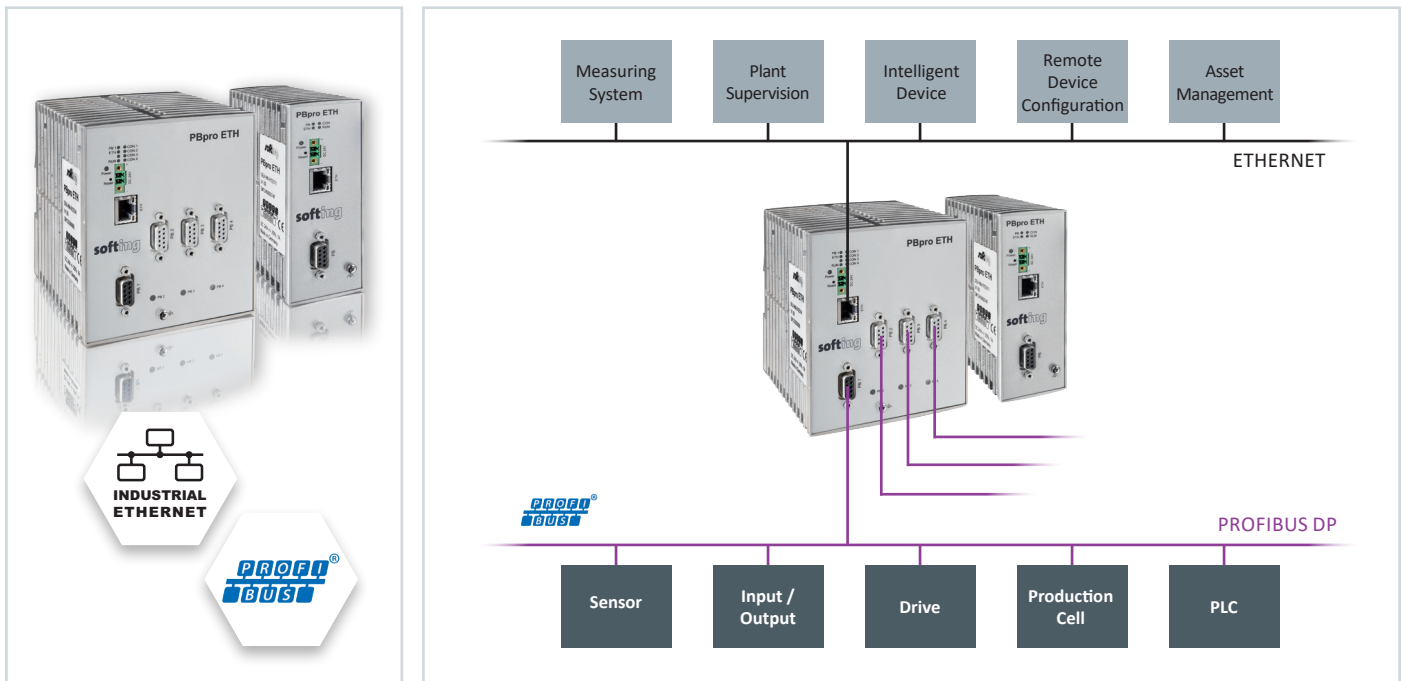


# PBpro ETH

Remote PROFIBUS Interfaces for Use as Master or Slave

- Proven solution for device parameterization, controller programming and data acquisition via Ethernet
- Individual protocol settings for each channel
- Easy configuration and integration



## Wide range of applications

- De-facto standard for device parameterization via FDT/DTM
- PROFIBUS connection for PC-based measuring and monitoring systems
- External PROFIBUS interface for PC-based field devices and embedded computer systems

## Remote access to one, two, three or four PROFIBUS segments via Ethernet




- Access to process data and parameters in connected devices as PROFIBUS DP Master or Master Class 2 (also simultaneously with existing control systems)
- Data exchange with controllers as PROFIBUS DP Slave
- Integration into PROFIBUS FMS systems, or into proprietary applications via PROFIBUS FDL
- Each channel acting as an individual PROFIBUS PC interface

## Practical administration and efficient integration

- Assignment of IP address and configuration with accompanying "Search and Configure" tool and integrated web interface
- Commented sample programs for easy use of the PROFIBUS application programming interface (API)
- Free-of-charge communication DTM for PBpro ETH supporting parameterization of PROFIBUS devices by FDT tools

# PBpro ETH

## Technical Data

	PBpro ETH Single Channel	PBpro ETH Dual Channel	PBpro ETH Triple Channel	PBpro ETH Quad Channel
Number of Channels	1	2	3	4
<b>PROFIBUS Protocol</b>				
DP-V0 Master	●	All Channels	All Channels	All Channels
DP-V1 Master: Acyclic C2 Services	●	All Channels	All Channels	All Channels
FMS	●	All Channels	All Channels	All Channels
FDL	●	All Channels	All Channels	All Channels
DP-V0 Slave	●	Channel 2	Channels 2, 3	Channels 2, 3, 4
Connector	9-pin D-Sub female, EIA-485 (RS-485), galvanically isolated			
Transfer Rates	9.6; 19.2; 45.45; 93.75; 187.5; 500; 1500; 3000; 6000; 12000 Kbit/s			
<b>Host Interface</b>				
Ethernet	100BASE-TX/10BASE-T, 100 Mbit/s and 10 Mbit/s with automatic detection, RJ45 connector			
Web Server	For device status and configuration			
Remote API	Windows DLL for host computer			
TCP/IP Socket Library	Easily portable source code and programming samples for non-Windows computers			
<b>Miscellaneous</b>				
Mounting	35 mm DIN Rail			
Dimensions (W x H x D in mm)	47 x 131 x 111	110 x 131 x 111	110 x 131 x 111	110 x 131 x 111
Power Supply	24 VDC (±20 %), typically 0.2 A	24 VDC (±20 %), typically 0.3 A	24 VDC (±20 %), typically 0.4 A	24 VDC (±20 %), typically 0.5 A
Temperature Range	0 °C ... +55 °C (Operation); -20 °C ... +70 °C (Storage); fanless convection cooling			
Relative Humidity	< 90 %, non-condensing			
Protection Class	IP20			
Available Drivers	Windows 2000, Windows XP, Windows Vista, Windows 7, Windows 8, Windows Server 2003 R2, Windows Server 2008			
Conformity	  			

## Scope of Delivery

Hardware	PROFIBUS Remote Interface
Software	Windows Drivers, Sample Programs, PROFIdtm
Documentation	User Guide

## Order Numbers

	PBpro ETH Single Channel	PBpro ETH Dual Channel	PBpro ETH Triple Channel	PBpro ETH Quad Channel
	DEL-NN-012311	DEL-NN-012312	DEL-NN-012313	DEL-NN-012314

Your local Softing contact:

<http://industrial.softing.com>

optimize!  
**softing**